California Assessment of Student Performance and Progress (CAASPP)

October 10, 2017

Purpose of Summative Assessments

Annual measurement of student performance and progress in relation to the standards.

- What have my students learned?
- Have my students met the performance standard?
- What are the strengths and weaknesses of individual students or groups of students?

Useful in program evaluation, as part of accountability systems, and to inform decisions designed to improve teaching and learning.

- What can the results tell us about strengths and areas for growth in curriculum, instruction, and programs?

Using the data in 2017-18

- Use summative assessment results to prioritize short- and long-term goals that support teaching and learning for all students.
- A test score is just one part of a larger picture. An academic check-up, tests are just one of many tools to gauge what students know.
- Learn more about the connection between the claims, assessment targets, and California's new standards; and read and understand the value and use of the test blueprints.

What's new in 2017-2018?

- New resources available online for parents, teachers, and test administrators.
  - Parent Guide to Understanding Assessments is translated in 7 languages.
- New Training Opportunities
- Updates to Interim Assessment Block reporting
  - See student responses to individual test items and can view class, instead of whole grade.

Student Supports

- The District will support sites in their process to ensure effective use of students supports.
- Teachers will provide time for students to practice using the online tools.
  - Universal Tools – Available to ALL
  - Designated Supports – Available to ALL but need to be assigned by Staff
  - Accommodations – Based on IEP or 504 Plan

Type of Reports

Individual Student Reports & Summary Reports

- Reports Provide:
  - **Overall Scale Score**
  - **Achievement Levels by content area (ELA & Math)**
    - Level 1. Standard not met
    - Level 2. Standard nearly met
    - Level 3. Standard met
    - Level 4. Standard exceeded
  - **Claim – level achievement level**
    - Below Standard
    - At or Near Standard
    - Above Standard

2016-17 ELA Smarter Balanced Summative Assessment

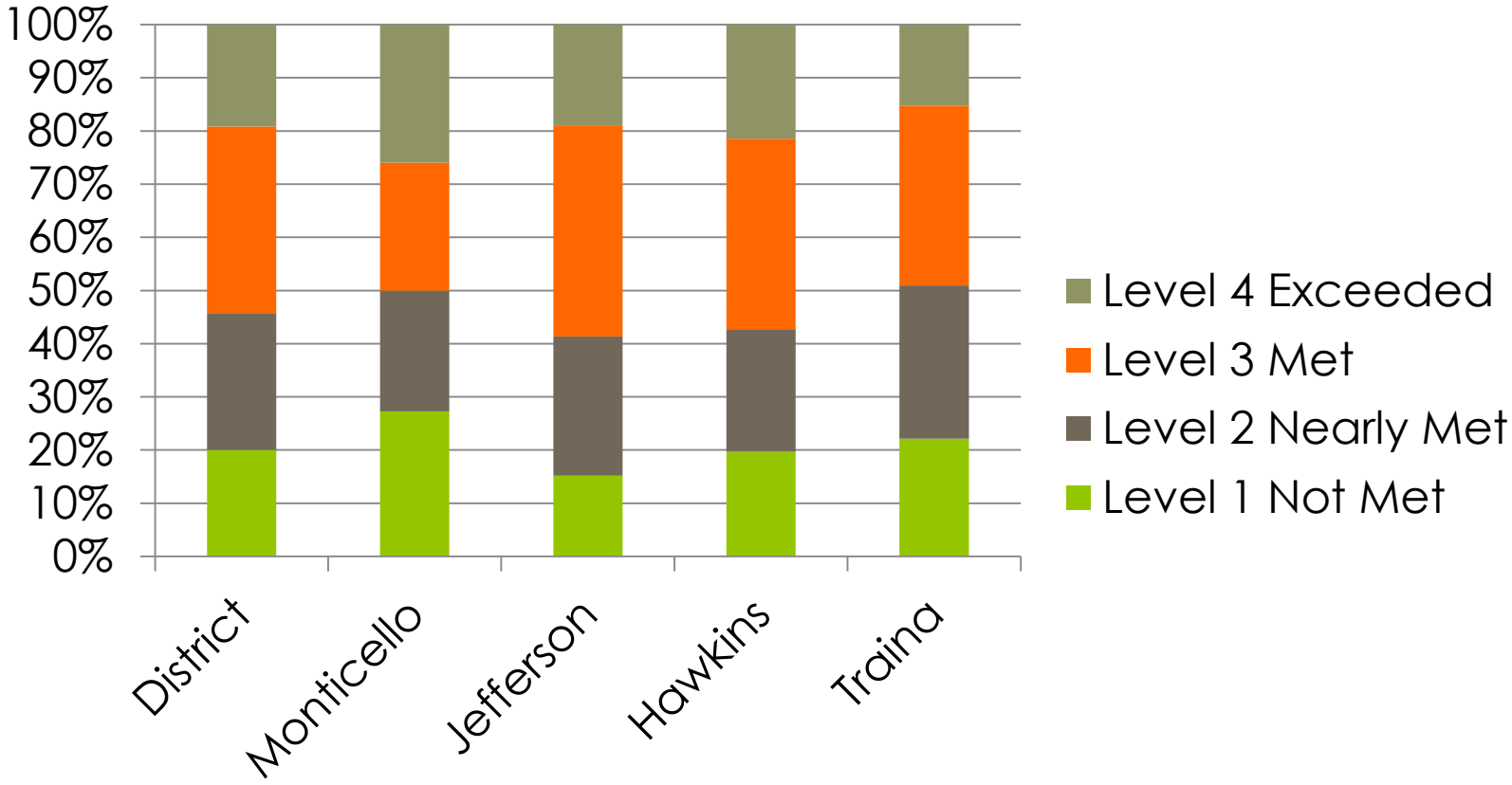

2016-17 Math Smarter Balanced Summative Assessment

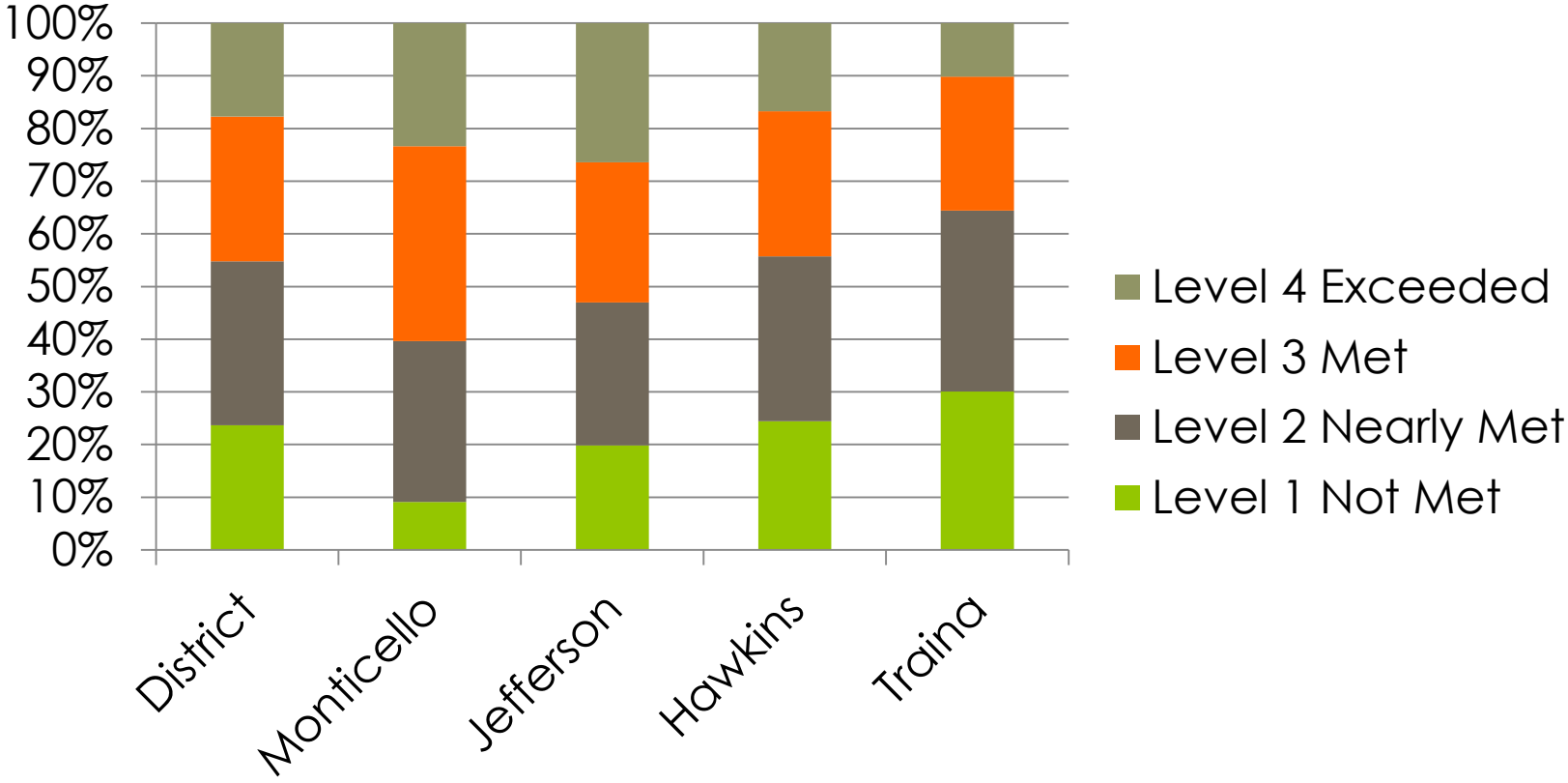

JSD Students: Meet & Exceed the Standards

2016-2017	Content Area	District overall	Monticello	Jefferson	Hawkins	Traina
	ELA	54%	50%	59%	57%	49%
	Math	45%	60%	53%	44%	36%

2015-2016	Content Area	District overall	Monticello	Jefferson	Hawkins	Traina
	ELA	53%	44%	59%	53%	52%
	Math	45%	59%	52%	43%	39%

2014-2015	Content Area	District overall	Monticello	Jefferson	Hawkins	Traina
	ELA	50%	40%	59%	51%	48%
	Math	41%	52%	53%	36%	35%

Special Populations

2016 – 17 (top line) 2015 – 16 (middle line) 2014 – 15 (bottom line)

Students	Content	1 Not Met	2 Nearly Met	3 Met	4 Exceeded
SWD	ELA	63% 69% 65%	27% 20% 22%	8% 8% 10%	3% 2% 3%
	Math	67% 61% 65%	19% 30% 28%	12% 7% 5%	2% 2% 2%
EL	ELA	38% 34% 34%	30% 33% 35%	26% 25% 23%	6% 8% 8%
	Math	40% 29% 35%	34% 44% 44%	20% 19% 16%	5% 8% 5%
Econ. Dis.	ELA	29% 27% 30%	27% 30% 34%	30% 31% 26%	14% 12% 9%
	MATH	34% 27% 35%	30% 41% 40%	24% 24% 18%	13% 8% 7%

Comparing Local Districts - ELA

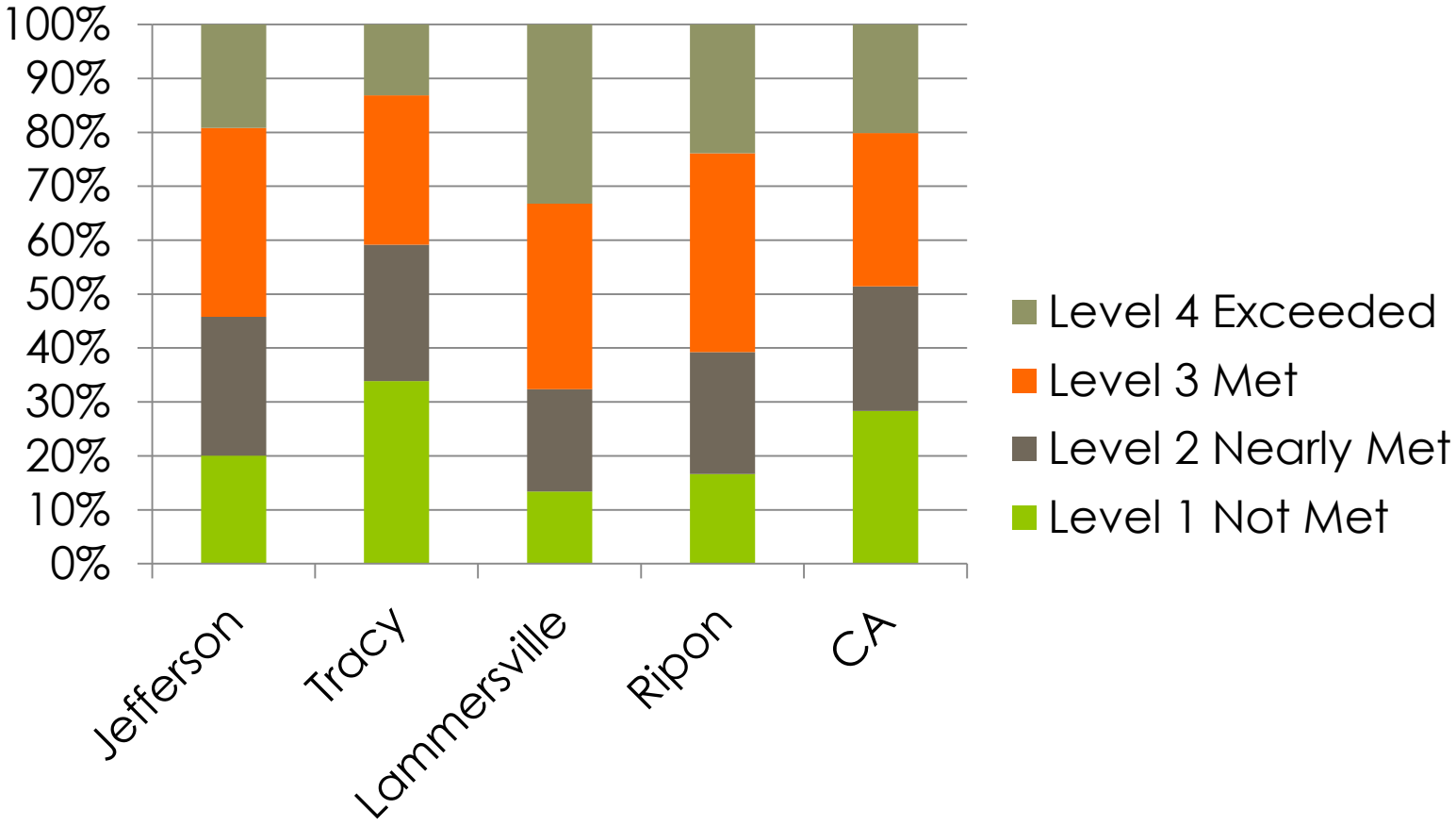

Comparing Local Districts - Math

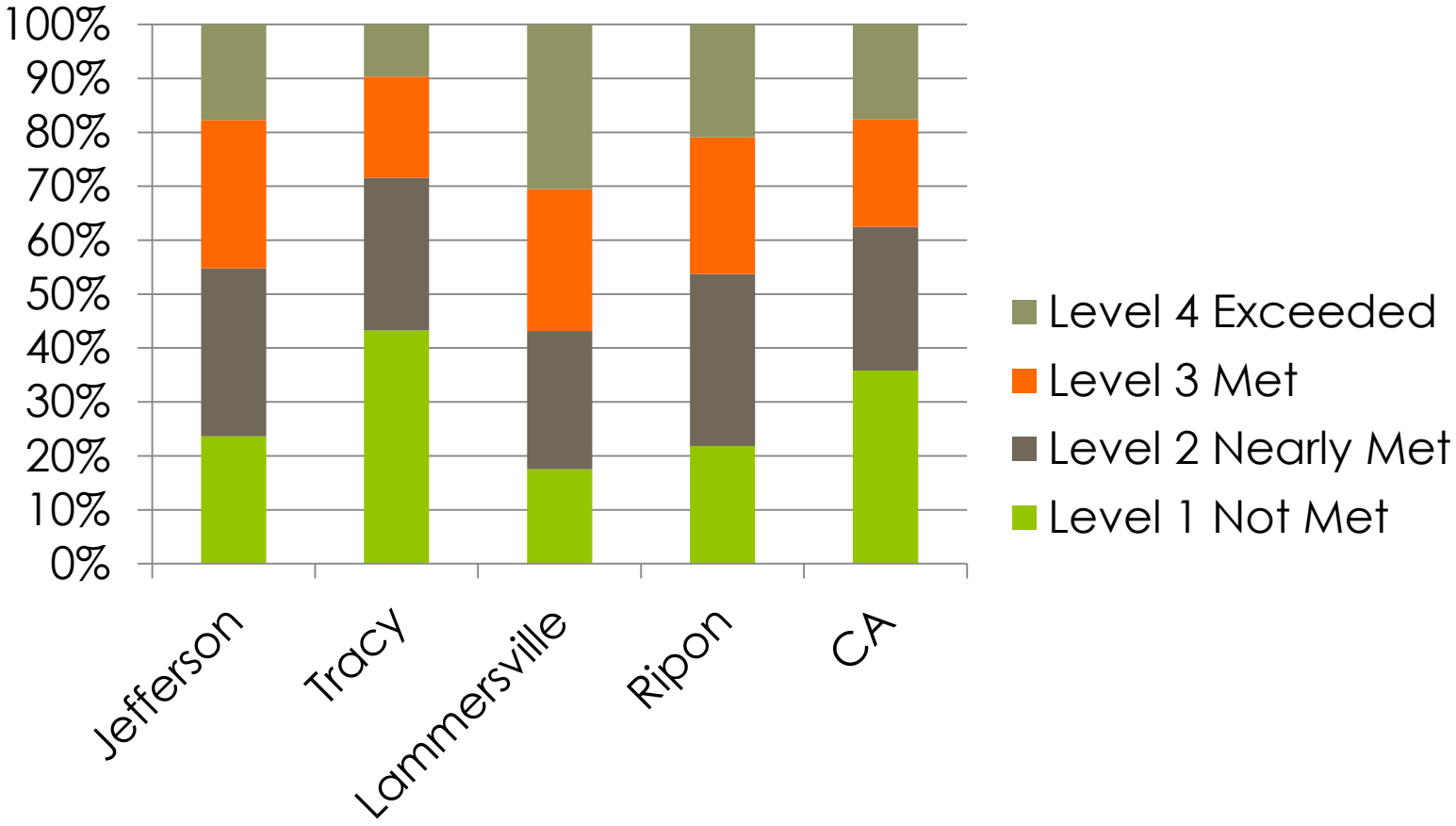

Update on the Science Test

- Districts will no longer be administering the CST, CMA, and CAPA Science assessments. Last year, all 5th and 8th graders piloted the new NGSS aligned assessment: California Science Test (CAST). While participation was mandatory, no scores will be reported.
- This year in 2017-18, students will take the Field Test and next year, in 2018-2019 they will take the Operational Test
- Practice tests are available online.
- The CAA for Science is also in development but they will have a two year pilot before a field test.

Questions?